

Consolidated Income Statement

million €	1H17	1H16	Var %
Gross Advertising Revenues	501,0	508,0	-1,4%
<i>Multiplex Mediaset España</i>	491,1	491,2	0,0%
<i>Other</i>	9,9	16,8	-41,1%
Discounts	-20,4	-18,9	8,1%
Net Advertising revenues	480,6	489,1	-1,7%
Other Revenues	28,0	32,5	-13,9%
Total Net Revenues	508,5	521,6	-2,5%
TV Rights Amortisation	-74,4	-92,6	-19,6%
Personnel	-52,4	-51,9	1,0%
Other Operating Costs	-213,7	-217,1	-1,6%
Total Operating Cost	-340,5	-361,6	-5,8%
Adjusted EBITDA	168,0	160,0	5,0%
Amortizations & Depreciations	-4,8	-5,9	-18,1%
PPA Amortizations	-4,0	-4,0	0,0%
EBIT	159,2	150,1	6,1%
Equity Consolidated Results	1,0	1,0	2,4%
Financial results	-0,7	-0,4	-
EBT	159,5	150,7	5,8%
Income Taxes	-34,0	-33,1	2,7%
Minority Interest	0,2	0,2	-
NET PROFIT	125,7	117,7	6,8%

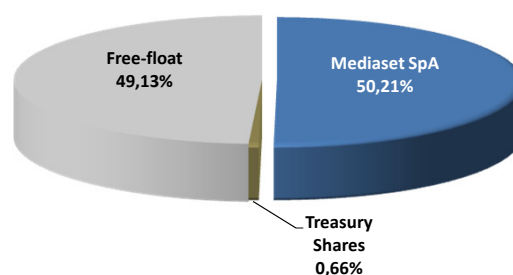
Consolidated Balance Sheet

million €	1H17	FY2016
Fixed assets	568,7	580,9
<i>Financial</i>	312,3	321,1
<i>Non Financial</i>	256,4	259,9
Audiovisual Rights and Pre-payments	219,0	171,9
<i>TV, Third Party Rights</i>	164,0	132,5
<i>TV, Spanish Fiction Rights</i>	28,8	20,6
<i>Co-production / distribution</i>	26,3	18,9
Pre-paid taxes	100,9	113,0
TOTAL NON-CURRENT ASSETS	888,7	865,8
Current assets	235,4	243,7
Financial investments and cash	133,2	193,3
TOTAL CURRENT ASSETS	368,6	436,9
TOTAL ASSETS	1.257,3	1.302,7
SHAREHOLDERS' EQUITY	909,9	983,3
Non-current provisions	9,4	9,2
Non-current payables	14,2	11,8
Non-current financial liabilities	7,6	13,7
TOTAL NON-CURRENT LIABILITIES	31,2	34,7
Current payables	308,5	282,6
Current financial liabilities	7,7	2,2
TOTAL CURRENT LIABILITIES	316,2	284,8
TOTAL LIABILITIES	1.257,3	1.302,7

EPS & Margins

	1H17	1H16
Adjusted EBITDA margin	33,0%	30,7%
EBIT margin	31,3%	28,8%
Net Profit margin	24,7%	22,6%
EPS (€)	€0,38	€0,35

Shareholders Structure as of 30th June 2017

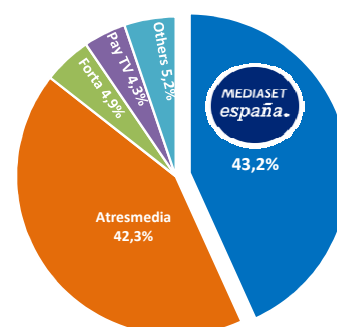
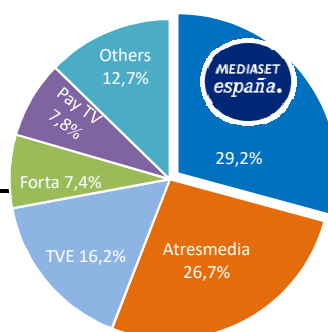


Cash Flow & Net Financial Position

million €	1H17	1H16
Operating Free Cash Flow	138,9	130,0
Net Cash Position	117,9	65,4

24h Audience share total individuals 1H17

TV Advertising Market Share 1H17



Net Investments

million €	1H17	1H16
TV Rights Non-Fiction	88,7	100,5
Co-production / Distribution	11,2	8,1
Tangible & Intangible fixed assets	5,9	5,1
TV Rights - Fiction	22,2	23,0